

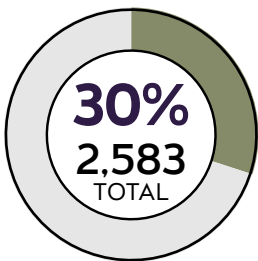
Homeless System Numbers | 2023

2023 DEMOGRAPHICS SUMMARY



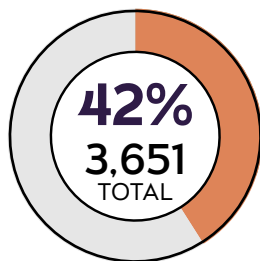
8,752 people from **4,447** households were homeless in Clark County at any given time during 2023. Of those 8,752:

IDENTIFIED AS CHILDREN UNDER 18



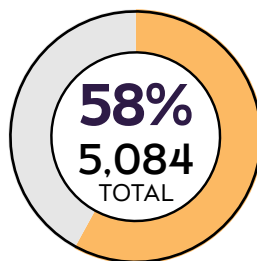
2022: 28%
2,552 TOTAL

IDENTIFIED AS BIPOC



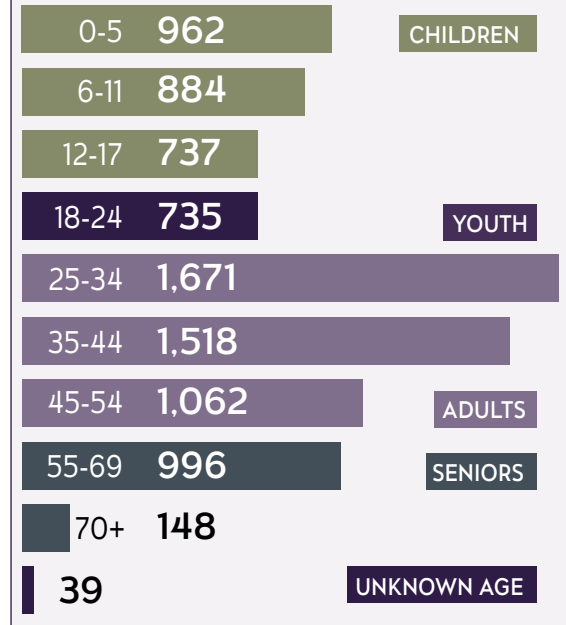
2022: 44%
3,985 TOTAL

IDENTIFIED AS NEWLY HOMELESS



2022: 68%
6,119 TOTAL

AGES



RACIAL DISPARITIES

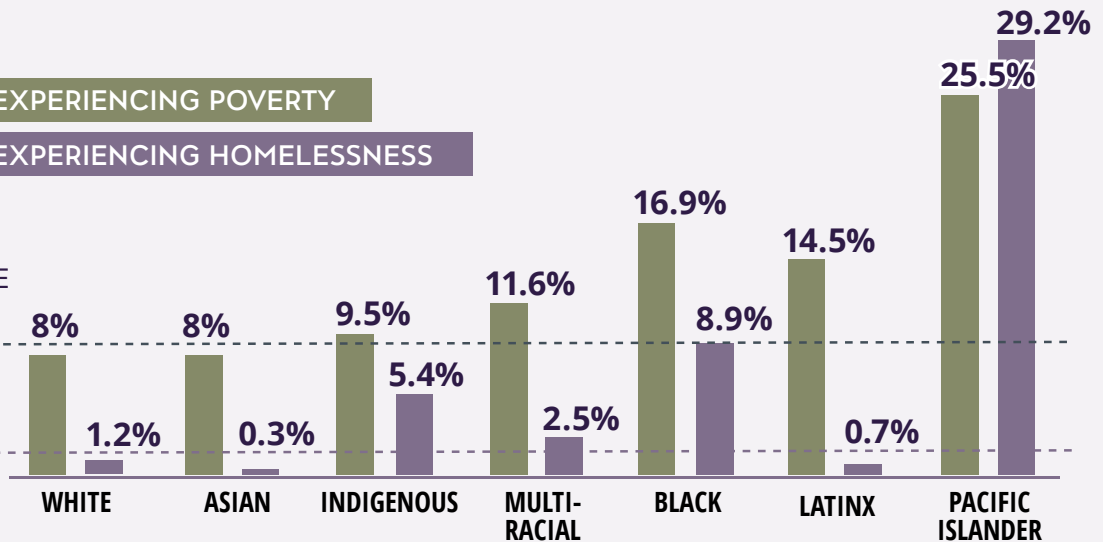
LIKELIHOOD OF EXPERIENCING POVERTY

LIKELIHOOD OF EXPERIENCING HOMELESSNESS

POVERTY AVERAGE
9%

1.5%

HOMELESSNESS AVERAGE



People of color are significantly more likely to experience poverty and homelessness in Clark County, Washington. Numbers above the lines indicate greater vulnerability.

Source: Clark County Population and Poverty Count numbers are from the most-recent 2022 American Community Survey 5-year estimates "Poverty Status in the Past 12 Months" table.